

# TEAM BERETTA



1, 2, 3, 4, 5

**RULES:** Practical Shooting Handbook, Latest Edition

**COURSE DESIGNER:** Bob Woolley

**START POSITION:** Facing uprange, toes touching start line.

### STAGE PROCEDURE

At signal, engage targets as they become available.

### SCORING

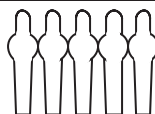
**SCORING:** Comstock, 45 rounds, 225 points

**TARGETS:** 20 IPSC, 5 PP

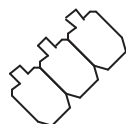
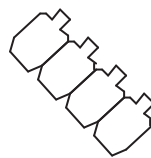
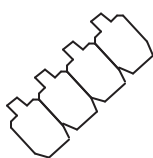
**SCORED HITS:** Best 2 per IPSC, steel down = 1A

**START-STOP:** Audible - Last shot

**PENALTIES:** Procedural -10, Miss -10



Charge lines



START

**SETUP NOTES:** Ideally, every target is visible from the start line. Watch for shootthrough possibilities when arranging the target arrays. Use tape or rope as charge lines on both sides and the far end. Leave at least 10 yards between the end charge line and the poppers.

**RO NOTES:** Remind each shooter to be cautious of the many potential 180 violations.